

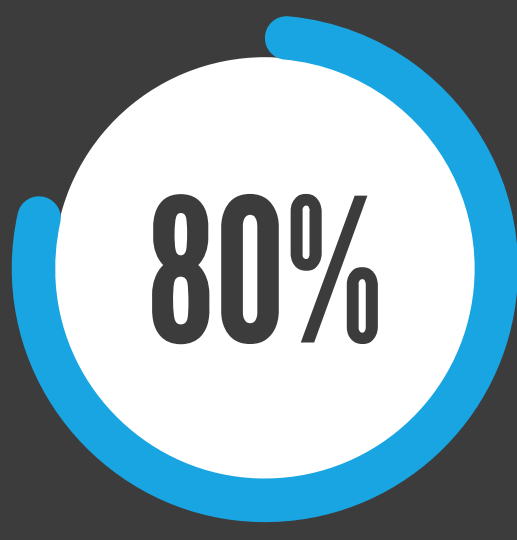
STATS & FACTS

Why make your business accessible for customers

Our disabled population is growing...

IN 50 YEARS TIME THERE WILL BE **8.6 MILLION**

ADDITIONAL PEOPLE AGED 65+



Of adults aged 85+ in the UK are disabled



Two thirds of wheelchair users in the UK are 60+



1 in 6 people living with hearing loss in 2015

UP TO **1 in 5** people had a mobility disability in 2017



1 in 5 people will live with sight loss at some point

And so is the disabled economy...

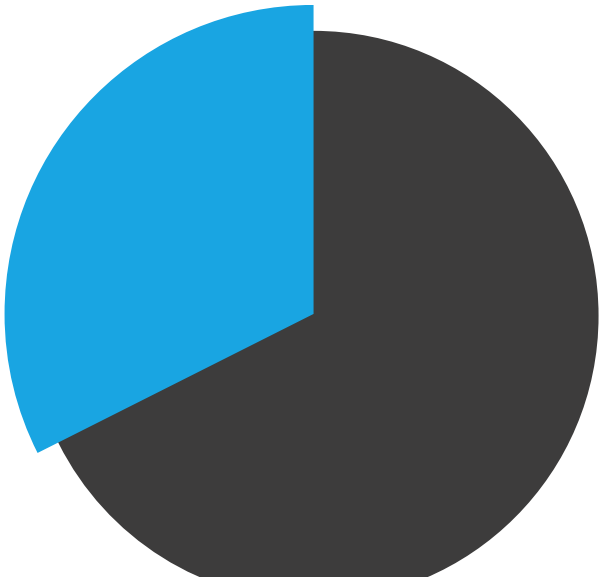


Known as the Purple Pound!

HOUSEHOLDS WITH A DISABLED PERSON SPEND

212 BILLION

A YEAR ON GOODS AND SERVICES



Businesses that fail to meet the needs of disabled people could be missing out on a share of

£420 Million
IN WEEKLY REVENUE

Yet businesses are missing out, and so is our disabled population



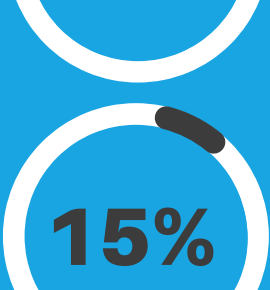
1/3

of disabled people experience difficulties accessing public, commercial and leisure services

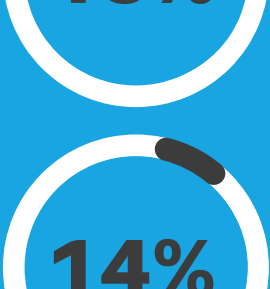
The most commonly reported areas for difficult accessibility



20% Shopping



15% Cinema/ Theatre/ Concerts



14% Pubs & Restaurants



3/4

of disabled people have left a shop or business because of poor disability awareness and understanding

Sources
Papworth Trust - Facts & Figures 2018
Disability Sport - Facts and figures about disabled people in the UK
Office for National Statistics - Living longer: How our population is changing and why it matters
Express - Warning for pensions: Mobility problems in the elderly expected to soar as people live longer